

SCHMIDT® Rack-and-Pinion Presses

Constant force over the entire stroke



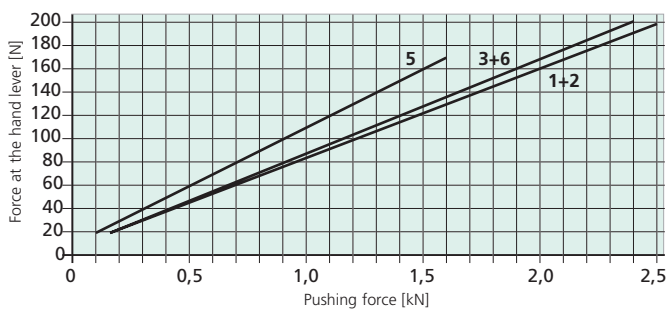

Do you need a long stroke and a constant force progression for assembly processes? Then, **SCHMIDT® Rack-and-Pinion Presses** are just the right choice.

Features:

- Long stroke
- Linear force progression
- Precise adjustment of the press depth via hardened lower stop
- Honed bores and ground rams provide a long service life and a precise guidance

Press Head

No. 1 and No. 2 have a ground guidance plate and Teflon-coated adjustable gibs for precise and torsion-proof guidance.



From 1.6 kN to 2.5 kN

Press type	5	5R	3	6	3R	6R	1	2	1R	2R	
Press head type	5	5	3	3	3R	3R	1	1	1R	1R	
Nominal force	kN 1.6	1.6	2.4	2.4	2.4	2.4	2.5	2.5	2.5	2.5	
Working stroke	A mm	0-40	17-40	0-70	0-70	18-70	18-70	0-80	0-80	26-80	26-80
Special strokes			0-160	0-160	18-100	18-100	0-100	0-100	26-100	26-100	
Throat depth	C mm	65	65	86	86	86	86	86	86	86	
Press head height	S mm	240	240	350	350	350	350	400	400	400	
Ram bore	Ø mm	10H7	10H7	10H7	10H7	10H7	10H7	10H7	10H7	10H7	
Collet (standard Ø 10)	Ø mm						1-17	1-17	1-17	1-17	
Hand lever left		○	○	○	○	○	○	●	●	●	
Angle of rotation / mm Stroke		4.1°	4.1°	3.2°	3.2°	3.2°	3.2°	2.2°	2.2°	2.2°	
Spring restoring force	N	15	15	30	30	30	30	10	10	10	
Return stroke lock¹⁾											
Locked position 1	mm before BDC		11.5			13	13		19.5	19.5	
Locked position 2	mm before BDC		3.5			4.5	4.5		7	7	
Disengaging accuracy	mm		0.06			0.07	0.07		0.08	0.08	
Working height F											
Frame No. 13	mm	60-180	60-180								
Frame No. 3	mm		80-210		80-210		120-260		120-260		
Frame No. 2	mm			120-360		120-360		145-380		145-380	
Frame No. 2-600 ○	mm		200-600	200-600	200-600	200-600	245-650	245-650	245-650	245-650	
Frame No. 2-1000 ○	mm		330-1030	330-1030	330-1030	330-1030	380-1080	380-1080	380-1080	380-1080	
Weight	approx. kg	12	12	22	30	22	30	23	31	23	31
Accessories											
Mechanical counter		○	○	○	○	○	○	○	○	○	
Throat depth frame (total depth) 111 mm, 131 mm, 160 mm, 200 mm				○	○	○	○	○	○	○	
Additional fixture mounting plate suitable for throat depth frame				○	○	○	○	○	○	○	
Micrometer stop		○	○	○	○	○	○	○	○	○	

Frame type	Press type	Frame height M	Table size W x D	Table bore	Table height K	Mounting surface W x L
		mm	mm	Ø mm	mm	mm
No. 13	5	330	110 x 80	20H7	46	110 x 185
No. 3	3, 1	400	150 x 110	20H7	60	150 x 260
No. 2	6, 2	536	185 x 110	20H7	60	185 x 280
No. 2-600 ○	6, 2	810	200 x 160	20H7	98	200 x 290
No. 2-1000 ○	6, 2	1250	200 x 160	20H7	98	200 x 290

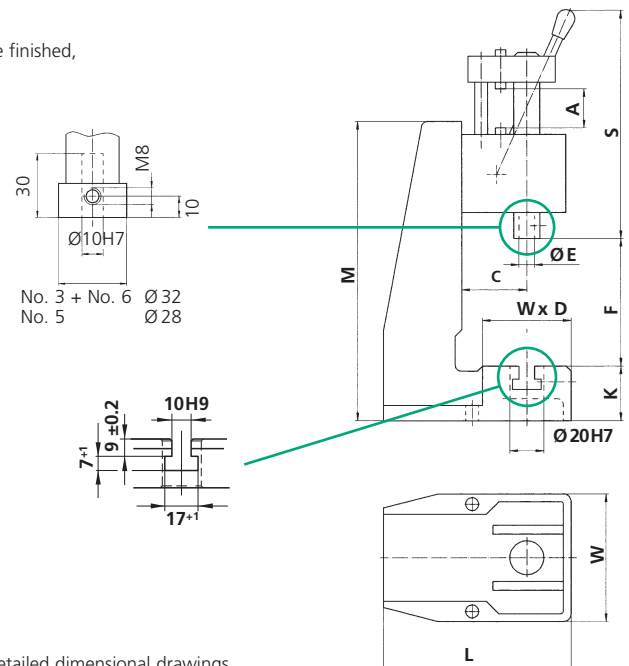
Options

- = Series standard with no additional charge
- = Additional charge applies
- ¹⁾ = Adjustment of locking position on request

Other Available Options

- **Nickel plated** - Cast parts are electroless nickel plated, steel components black oxide finished, aluminum anodized, precision steel surfaces are untreated
- **Custom Paint** - Press and column can be painted to customer's color specification
- **Bores for Adapting Tooling** - Customer specific sizes can be supplied

Please consult our Sales Department or Representative.



Detailed dimensional drawings can be downloaded: www.schmidttechnology.de