

SCHMIDT® PneumaticPress

Direct Acting pneumatic presses with force/stroke monitoring



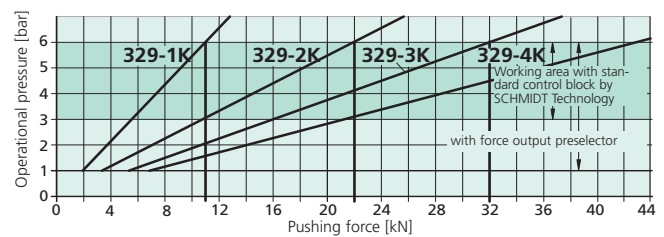
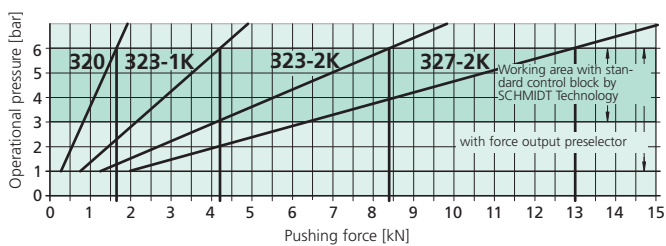
320
323
327
329



SCHMIDT® PneumaticPresses with force/stroke monitoring are offered as complete system with control unit **SCHMIDT® PressControl 3000**. These systems are characterized by sensors and signal amplification integrated in the press head. These signals are evaluated in real time.

Features:

- Direct forces are measured due to the force sensor integrated in the ram. Insensitive against side forces.
- Force and displacement sensors are immun to EMI and environmental conterminaton.
- A measuring data amplification integrated in the press head provides short transmission paths of unamplified signals.
- Anti-rotational square ram with fully adjustable, Teflon lined gibs for precise travel. No die set required.



From 1.6 kN to 43 kN

Press type		320	323 -1K	323-2K	327-2K	327-3K	329-2K	329-3K	329-4K
Working stroke	A mm	100	50, 75, 100, 125, 150	50, 75, 100	50, 75, 100, 125, 150	50, 75, 100	50, 75, 100, 150	50, 75, 100, 125, 150	50, 75, 100
Nominal force at 6 bar	kN	1.6	4.2	8.4	13	20	22	32	43
Resolution, process data acquisition									
- stroke	µm/inc	5	5	5	5	5	5	5	5
- force	N/inc	1.25	2.5	10	10	10	25	25	25
Throat depth	C mm	128	131	131	131	131	160	160	160
Throat depth frame ¹⁾ ○	mm		151	151	151	151			
Fixture mounting platen suitable for throat depth frame			○	○	○	○			
Ram bore (with bushing)	mm	20H7	20H7	20H7	20H7	20H7	20H7	20H7	20H7
External ram dimensions	G x H mm	Ø 40	70 x 50	70 x 50	70 x 50	70 x 50	90 x 60	90 x 60	90 x 60
Working height	F								
Frame No. 7	mm	50 – 270							
Frame No. 7-600 ○	mm	85 – 600							
Frame No. 301	mm		140 – 350	140 – 350	140 – 350	140 – 350			
Frame 301-500 ○	mm		310 – 500	310 – 500	310 – 500	310 – 500			
Frame No. 329	mm						130 – 300	130 – 300	130 – 300
Frame No. 329-460 ○	mm						190 – 460	190 – 460	190 – 460
Weight (standard)	approx. kg	70	170	170	170	170	320	320	320

Frame type	Press type	Frame height M mm	Table size W x D mm	Table bore Ø mm	Table height K mm	Mounting surface W x L mm
No. 7	320	600	180 x 150	20H7	90	330 x 361
No. 7-600 ○	320	960	180 x 280	20H7	110	330 x 465 – 505
No. 301	323, 327	830	250 x 200	40H7	145	250 x 460
No. 301-500	323, 327	990	250 x 200	40H7	145	250 x 480
Special fixture mounting platen with 3 longitudinal slots ○			300 x 220	40H7		
No. 329	329	810	300 x 230	40H7	147	300 x 550
No. 329-460	329	990	300 x 230	40H7	147	300 x 620
Special fixture mounting platen with 3 longitudinal slots ○			400 x 280	40H7		
			500 x 280	40H7		

Options

○ = Additional charge applies

¹⁾ = By Press type 320 only in combination with Frame type No. 7-600 with 168 mm, 208 mm or 248 mm.

Other Available Options

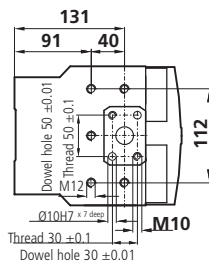
- **Nickel plated** – Cast parts are electroless nickel plated, steel components black oxide finished, aluminum anodized, precision steel surfaces are untreated
- **Custom Paint** – Press and column can be painted to customer's color specification
- **Bores for Adapting Tooling** – Customer specific sizes can be supplied

Please consult our Sales Department or Representative.

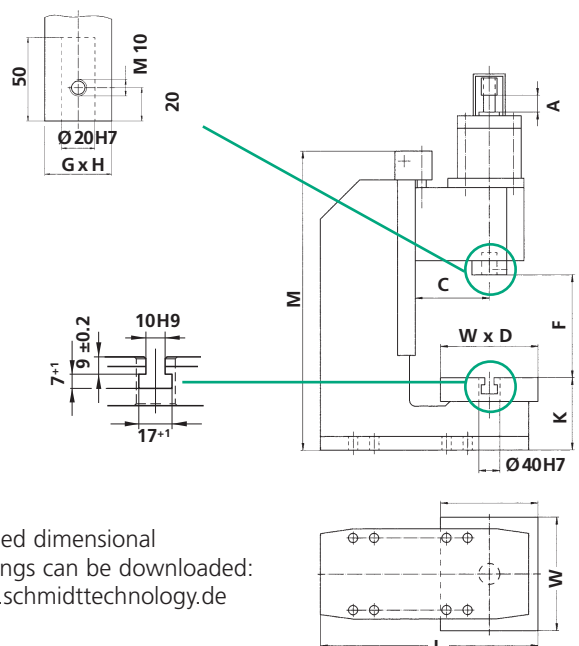
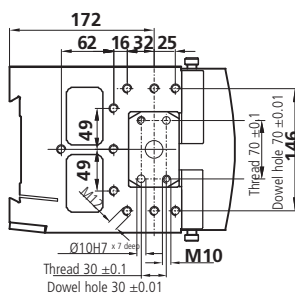
Bottom view of the press head

Fastening drill pattern flange / ram

323 / 327



329



Detailed dimensional drawings can be downloaded: www.schmidttechnology.de