

SCHMIDT® HydroPneumaticPress

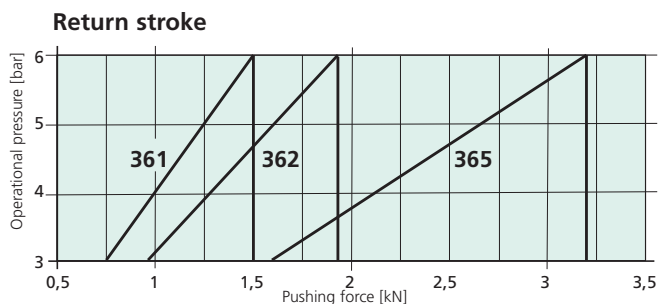
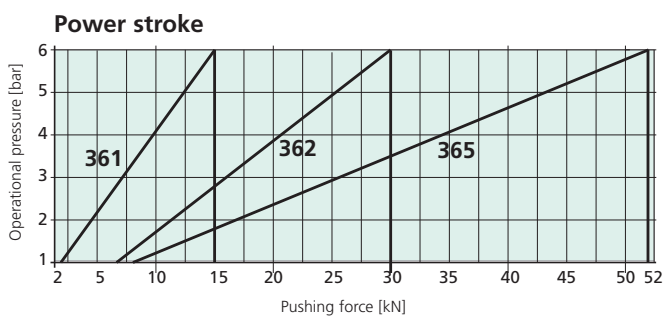
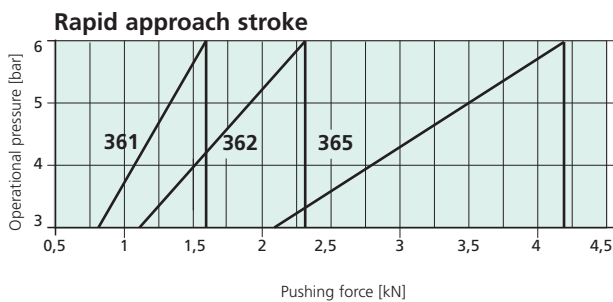
C-Frame Design with force/stroke monitoring



SCHMIDT® HydroPneumaticPresses with force/stroke monitoring are offered as complete system with control unit **SCHMIDT® PressControl 3000**. These systems are characterized by sensors and signal amplification integrated in the press head. These signals are evaluated in real time.

Features:

- Direct forces are measured due to the force sensor integrated in the ram. Insensitive against side forces.
- Signal readings are not affected by outside interference.
- A measuring data amplification integrated in the press head provides short transmission paths of unamplified signals.
- Precision guide rails for precise working. Bilaterally adjustable, play-free gibs, precision machined bore for tool location. No die-set required.



From 15 kN to 52 kN in power stroke

Press type	361	362	365
Total stroke – power stroke ¹⁾	mm		
	50-6, 100-12	50-6, 100-12	50-6, 100-12
Nominal force at 6 bar	kN		
	15	30	52
Resolution, process data acquisition			
– stroke	µm/inc	5	5
– force	N/inc	10	50
Throat depth	C mm	131	160
Throat depth frame	○	151	
Fixture mounting plate suitable for throat depth frame	○		
Ram bore (with bushing)	Ø mm	20H7	20H7
External ram dimensions	G x H mm	70 x 50	90 x 60
Working height	F		
Frame No. 301	mm	160 – 400	
Frame 301-500 ○	mm	310 – 500	
Frame No. 329	mm		130 – 300
Frame No. 329-460 ○	mm		190 – 460
Weight (standard)	approx. kg	170	320
			330

Frame type	Press type	Frame height	Table size	Table bore	Table height	Mounting surface
		M mm	W x D mm	Ø mm	K mm	W x L mm
No. 301	361	830	250 x 200	40H7	145	250 x 460
No. 301-500	361	990	250 x 200	40H7	145	250 x 480
Special fixture mounting platen with 3 longitudinal slots ○			300 x 220	40H7		
			400 x 230	40H7		
No. 329	362, 365	810	300 x 230	40H7	147	300 x 550
No. 329-460	362, 365	990	300 x 230	40H7	147	300 x 620
Special fixture mounting platen with 3 longitudinal slots ○			400 x 280	40H7		
			500 x 280	40H7		

Options

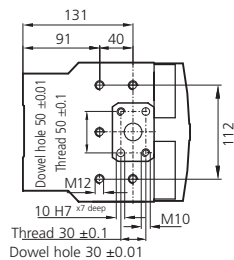
- = Additional charge applies
- ¹⁾ = Special models total stroke / power stroke on request

Please consult our Sales Department or Representative.

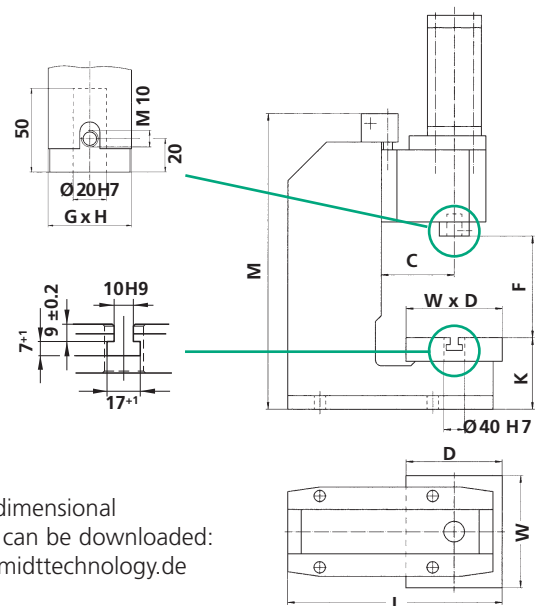
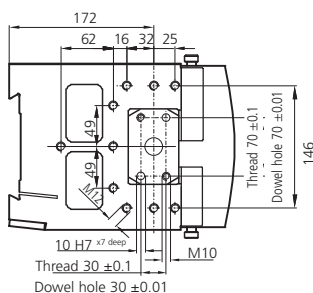
Bottom view of the press head

Mounting drill pattern flange / ram

361



362 / 365



Detailed dimensional drawings can be downloaded:
www.schmidttechnology.de

SCHMIDT® HydroPneumaticPress

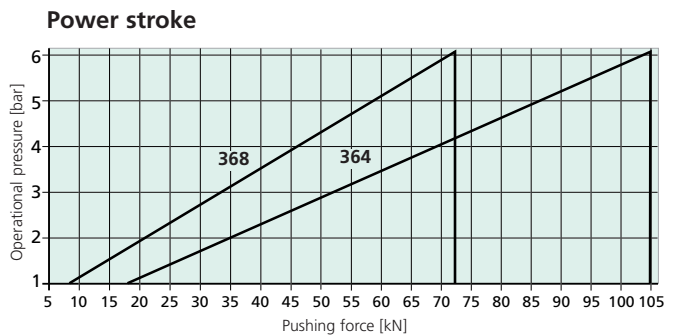
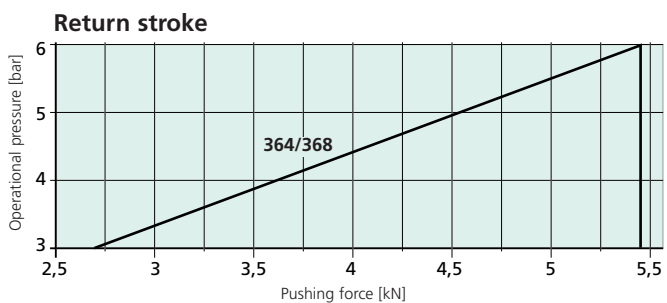
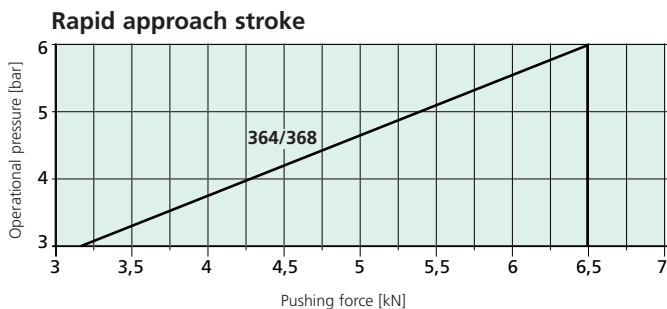
In C-Frame design with force/stroke monitoring



SCHMIDT®
HydroPneumaticPresses with force/stroke monitoring are offered as complete system with control unit **SCHMIDT® PressControl 3000**. These systems are characterized by sensors and signal amplification integrated in the press head. These signals are evaluated in real time.

Features:

- Direct forces are measured due to the force sensor integrated in the ram. Insensitive against side forces.
- Signal readings are not affected by outside interference.
- A measuring data amplification integrated in the press head provides short transmission paths of unamplified signals.
- Precision bilaterally adjustable, play-free gibs, precision ground bore for tool location. No die-set required.



From 72 kN to 100 kN in power stroke

Press type		364	368
Total stroke – power stroke ¹⁾	mm	50-6, 100-12	50-6, 100-12
Nominal force at 6 bar	kN	100	72
Resolution, process data acquisition			
– stroke	µm/inc	5	5
– force	N/inc	62.5	50
Throat depth	C mm	160	160
Ram bore (with bushing)	D Ø mm	25H7	20H7
External ram dimensions	G x H mm	90 x 60	90 x 60
Working height	F		
Frame No. 64	mm	180 – 350	
Frame No. 64-600 ○	mm	430 – 600	
Frame No. 68 ²⁾	mm		130 – 300
Frame No. 68/5 ²⁾ ○	mm		190 – 460
Weight (standard)	approx. kg	420	350

Frame type	Press type	Frame height M	Table size W x D mm	Table bore Ø mm	Table height K mm	Mounting surface W x L mm
No. 64	364	940	400 x 290	40H7	185	400 x 625
No. 64-600	364	1200	400 x 290	40H7	185	400 x 685
No. 68 ²⁾	368	810	300 x 230	40H7	147	300 x 550
No. 68/5 ²⁾	368	990	300 x 230	40H7	147	300 x 620
Special fixture mounting platen with 3 longitudinal slots ○			400 x 280 500 x 280	40H7 40H7		

Options

○ = Additional charge applies

¹⁾ = Special models total stroke / power stroke on request

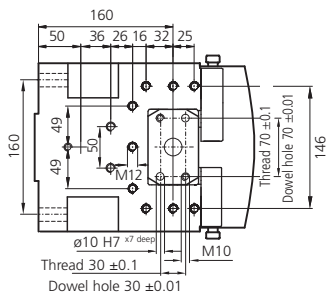
²⁾ = Frame 68/5 required for 30 mm power stroke

Please consult our Sales Department or Representative.

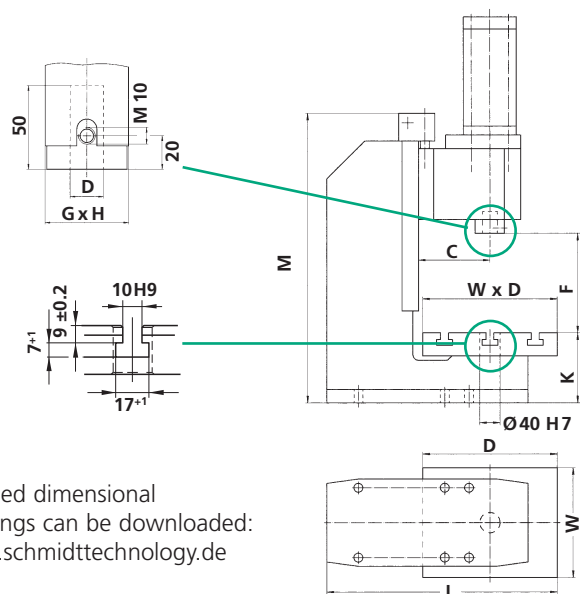
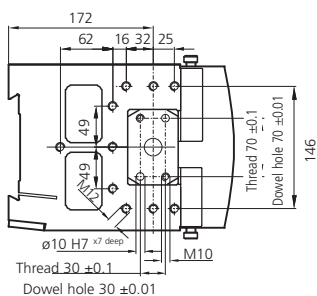
Bottom view of the press head

Mounting drill pattern flange / ram

364



368



Detailed dimensional drawings can be downloaded:
www.schmidttechnology.de